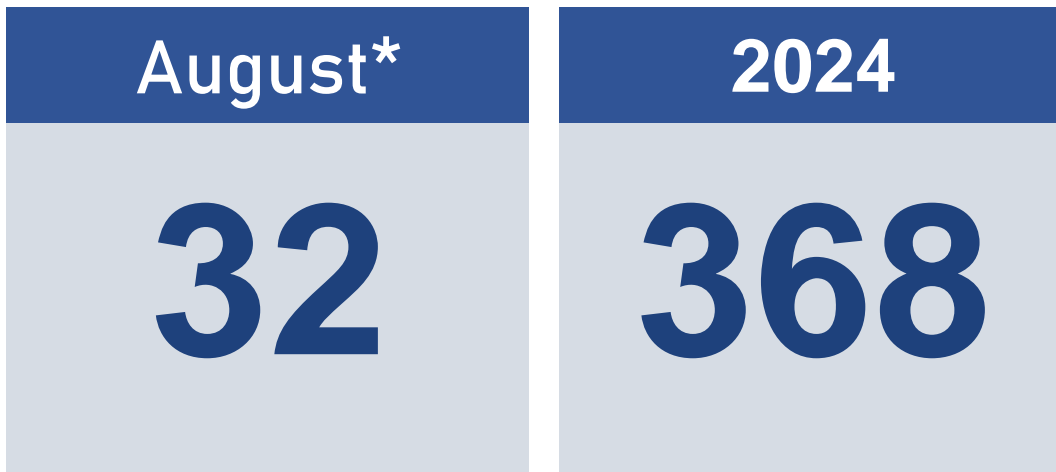


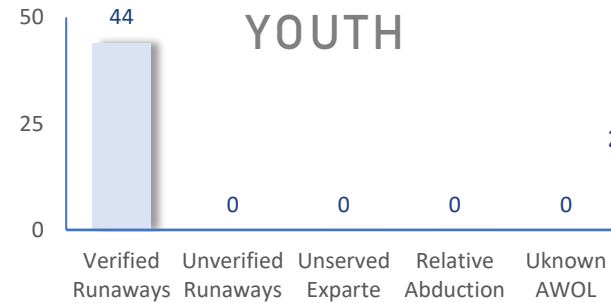
The following statistics show the status and demographics of absent Kansas foster youth and track DCF's successful recovery efforts.

## RECOVERED YOUTH

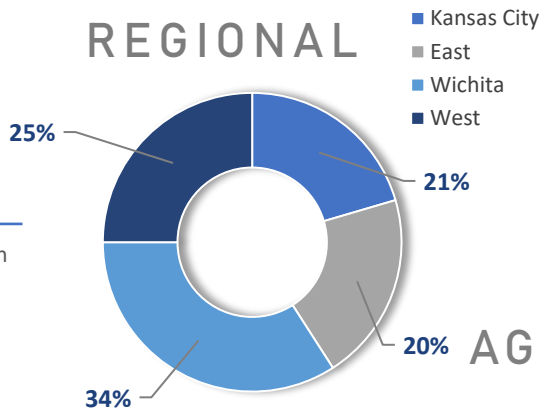


\*A youth may be recovered more than once per month.

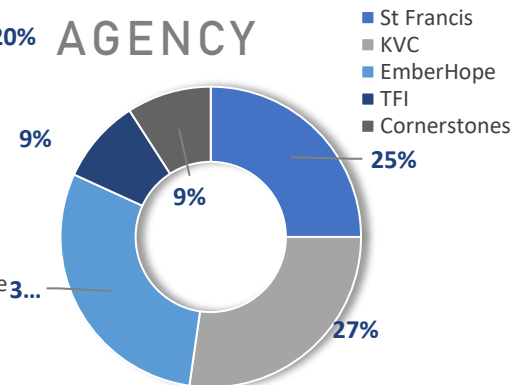
## CURRENT AWOL YOUTH



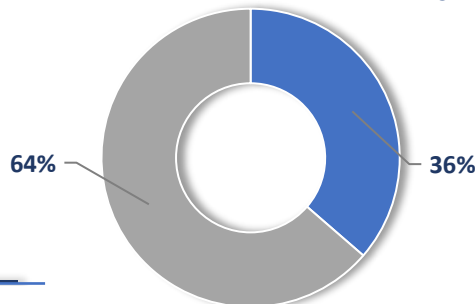
## REGIONAL



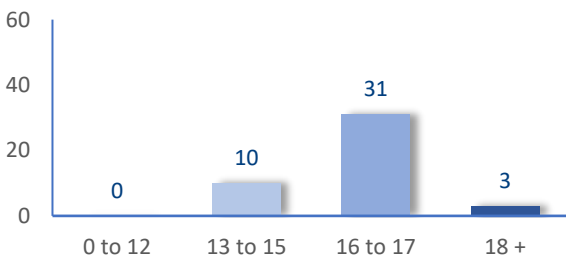
## AGENCY



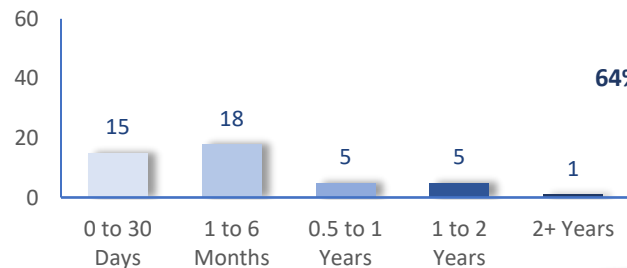
## GENDER



## AGE



## TIME



## DAILY AWOL YOUTH

# 2024

May		June		July		August	
DATE	# AWOL	DATE	# AWOL	DATE	# AWOL	DATE	# AWOL
1	65	3	62	2	54	1	44
2	65	4	60	3	54	2	42
3	64	5	60	5	50	5	38
6	61	6	61	8	50	6	37
7	61	7	61	9	46	7	43
8	63	10	65	10	42	8	45
9	65	11	67	11	42	9	44
10	67	12	65	12	44	12	40
13	71	13	62	15	45	13	40
14	71	14	59	16	45	14	40
15	71	17	59	17	50	15	40
16	76	18	59	18	48	16	40
17	72	20	58	19	43	19	40
20	70	21	51	22	43	20	40
21	68	24	52	23	43	21	41
22	67	25	52	24	45	22	41
23	70	26	53	25	45	23	43
24	68	27	52	26	44	26	42
28	65	28	52	29	46	27	42
29	65			30	47	28	44
30	67			31	45	29	44
31	64					30	44